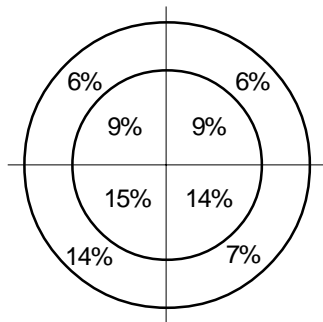


BERETTA AL390 20 GAUGE

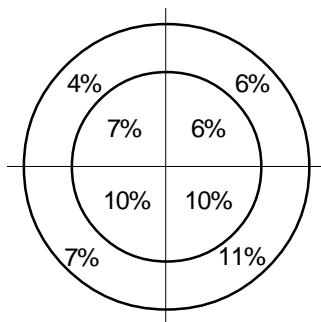
Specifications

Retail Price	Metal Finish	Weight (unloaded)	Overall Length	Trigger Pull Weight	Trigger Creep	Barrel Length	Choke Tubes	Chamber Length	Magazine Type	Magazine Capacity
\$638.87	Blued	6 lbs. 14 oz.	46.5 in.	4.25 lbs.	None	26 in.	F, M, IC	3 in.	Tubular	3
Ejects Rounds	Sight	Ventilated Rib	Recoil Pad	Stock Composition	Stock LOP	Stock Drop At Comb	Stock Drop At Heel	Stock Drop At Toe	Stock Cast On/Off	Stock Pitch
Right	Front bead	Check	Rubber	Walnut	14 in.	1.3 in.	2.5 in.	7.5 in.	None	-3 degrees

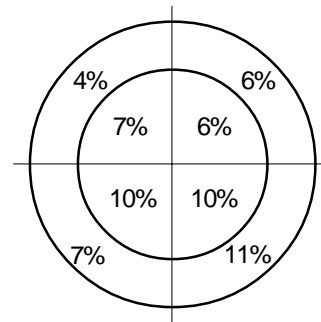
Patterning Results



Beretta Modified Choke
Winchester 3-in. Steel #2s
Shot in 20-in. Circle = 37%
Shot in 30-in. Circle = 33%
Total Shot in Pattern = 70%



Beretta Modified Choke
Federal 2 ³/₄-in. Steel #4s
Shot in 20-in. Circle = 23%
Shot in 30-in. Circle = 28%
Total Shot in Pattern = 51%



Beretta Full Choke
Winchester 2 ³/₄-in. Lead #8s
Shot in 20-in. Circle = 33%
Shot in 30-in. Circle = 28%
Total Shot in Pattern = 61%

The Beretta's chokes tended to put more shot in the bottom of the patterns, we found, and overall, the patterns were lighter than we expected. Like the Browning, the AL390 didn't shoot Federal's steel No. 4s very well.